




Your eSchedules guidance | Registration Summary

The layout for this guidance is based on the portable document format (PDF) report output, and there may be cosmetic differences when viewing the online report.

This is an example of a browser view for illustration only

My eSchedules reports

Treatment, payment and patient reporting

Your Registration Summary report for [Practice Name] General Health
Patient registration counts for the period [Start Date] to [End Date]

List Number 00000

Name First name Last name

List No	Name	Full Rate Children	Full Rate Adults	Reduced Rate Children	Reduced Rate Adults	Total Registered Patients	Total Children	Total Adults
XXXXX	MR JOE BLOGGS	307	1,395	14	168	1,527	321	1,563

List Number for report generated.

Total child patients receiving full rate payment.

Total child patients receiving reduced rate payment.

Total adult patients receiving full rate payment.

Total adult patients receiving reduced rate payment.

Page 1/1

Your eSchedules guidance | Registration Summary

The layout for this guidance is based on the portable document format (PDF) report output, and there may be cosmetic differences when viewing the online report.

← → 🏠 This is an example of a browser view for illustration only

My eSchedules reports

Treatment, payment and patient reporting

Your Registration Summary report - Paid under the National Health Service (Scotland)
Act Patient registration counts for the period 2024 Jun

List Number 00000
Name First name Last name

List No	Name	Full Rate Children	Full Rate Adults	Reduced Rate Children	Reduced Rate Adults	Total Registered Patients	Total Children	Total Adults
XXXXX	MR JOE BLOGGS	307	1,395	14	168	1,527	321	1,563

Total of combined child and adult patients registered on specified list number for period selected.

Total number of child and adult patients, for full and reduced rates combined.

Page 1/1